

Technology Of Application Of Multifrequency Signals To Create An Electromagnetic Field

Oksana Strembitska[†], Roman Tymoshenko^{††}, Mykhailo Mozhaiev^{†††}
Pavlo Buslov^{††††}, Ganna Kashyna^{†††††}, Roman V. Baranenko^{††††††}, Oleksii Makiievskiy^{†††††††}

[†] Department of Bioengineering Systems, Ternopil Ivan Puluj National Technical University, Ternopil, Ukraine,

^{††} Department of Operations Maintenance and Prospects Research and Development, Ivan Chernyakhovskiy National Defense University of Ukraine, Ukraine

^{†††} Department of Computer Engineering and Telecommunication, Ukraine

^{††††} Aspirant, Kharkiv National University of Radio Electronics, Ukraine

^{†††††} Adult of Education, National Pedagogical Dragomanov University, Ukraine

^{††††††} Department of Information Technology, Uman National University of Horticulture, Ukraine

^{†††††††} Head's assistant, Kyiv Transport and Economic College National Transport University, Ukraine

Summary

In the article of instability on the peak power level, duration and repetition period of a multifrequency space-time signal, we calculated the maximum values of the errors of the parameters of the laws of spatial-phase-frequency control. Requirements for the accuracy of the location of the phase centers of the emitters in a cylindrical phased array antenna with pyramidal horns; it is advisable to calculate the radiation field using single-stage and multi-stage distribution laws. The phase centers of individual radiation sources of a cylindrical phased array antenna have been studied; they have almost no effect on the duration and period of recurrence.

Key words:

radio electronic means, electromagnetic radiation, ultrashort pulse duration, space-phase-frequency.

1. Introduction

It is a known fact that in the means of generating electromagnetic radiation it is necessary to use multi-element phased array antennas. The parameters of signals and antennas, which arise due to various random factors, limit the potential of the means of generating electromagnetic radiation and can lead to significant changes in the generated multifrequency space-time signal [2-5].

Therefore, the purpose of the article is to analyze the influence of various random and deterministic changes in the electrical and design parameters of a cylindrical phased

antenna array, control systems for emitted signals and the laws of spatial-phase-frequency control of the formation of an electromagnetic pulse.

2. Theoretical Consideration

The parameters of the spatial-phase-frequency control law should be stable for a time equal to the average duration of pulses at the output of the emitters when a single multifrequency spatio-temporal signal is formed, and during the formation of a sequence - during the duration of this burst of a spatio-temporal signal, i.e. during $\tau_{p\Sigma}$. This imposes certain requirements on the accuracy and stability of the parameters of the law of spatial-phase-frequency control of signals. It becomes necessary to study the influence of various kinds of deviations from the given values of the parameters of the law of space-phase-frequency control of the emitted signals in the channels of a cylindrical phased antenna array when forming sequences of multifrequency space-time signals.

In addition, it is also necessary to investigate the influence of errors in setting a given discreteness of the initial phase and frequency on the characteristics of the generated signals. The influence of typical errors arising during the operation of traditional antennas and elements of the antenna-feeder path on the characteristics of the radiation field has been well studied and considered in the known literature and can be taken into account when creating a means for generating electromagnetic radiation. Therefore, the paper considers only the features of the requirements for the accuracy of the location of the phase

centers of the emitters and the requirements for the discreteness and accuracy of setting the initial phases and carrier frequencies along the aperture of a cylindrical phased antenna array, which are specific for spatial-phase-frequency focusing based on the proposed equally discrete V-shaped frequency distributions.

Statistical parameters of the laws of spatial-phase-frequency control of the formation of a multifrequency spatio-temporal signal (the form of the law of distribution of errors, dispersion and error correlation radii) are the initial values when studying the statistics of the radiation field. However, due to the large number of elements in the transmitting channels, types and sources of instabilities, it is rather difficult to determine the form of the distribution law of the signal parameters errors in each channel of the phased antenna array. Taking into account the constructive independence of the transmitting channels and neglecting their mutual influence, we will further assume that the errors in setting the signal parameters in the channels of the cylindrical phased antenna array are uncorrelated and equally probable. It can be shown that in this case the error in the choice of the law will not exceed $\pm 20\%$ values of the total error (if the considered error is dominant) [13-16].

The quality of the formation of a multifrequency spatio-temporal signal depends on the degree of provision of the specified coordinates of the phase centers of the radiation sources. However, when creating specific samples, errors in ensuring the selected coordinates are possible and the laws of change in instantaneous phases will not correspond to the given requirement of signal formation at a given point in space. $P_\phi(x_\phi, y_\phi, z_\phi)$. To substantiate the requirements for the accuracy of the location of the phase centers of emitters in a cylindrical phased antenna array with pyramidal horns, it is advisable to calculate the radiation field using single-stage and multi-stage V-shaped frequency distribution laws in the presence of the indicated errors [1, 6 -12]. The influence of errors in the location of the phase centers of individual radiation sources with an equiprobable law of their distribution on the mathematical expectation of the normalized electric field strength of a cylindrical phased array antenna can be obtained as:

$$\langle E(P_\phi, t) \rangle = \left(\frac{1}{E_{\max}} \sum_{m=1}^{\frac{M_x-1}{2}} \sum_{n=1}^{\frac{N_y-1}{2}} \frac{A_{mn} F_{mn}(n_\phi, \Theta_\phi)}{R_{mn}} \sqrt{60 P_{mn} G_{\max mn}} \right) \times \exp \left(j \left[2\pi f_{0mn} \left[t - \frac{R_{mn}^{\text{out}}}{c} \right] + n_{0mn} \right] \right), \quad (1)$$

where E_{\max} – the maximum value of the electric field strength emitted by the cylindrical phased antenna array. The distance to the observation point from each radiating element, taking into account the errors in the location of the phase centers, is:

$$\phi'_{0mn} = -2\pi f_{0mn} \left(\frac{z_\phi}{c} - \frac{R_{mn}}{c} \right) + \Delta\phi\Psi_1, \quad (2)$$

$z_{mn}^{\text{out}} = \Delta h\Psi_3$ – values of coordinates of phase centers of radiation sources of a cylindrical phased antenna array, taking into account errors;

$\Delta\rho$ and Δh – maximum values of errors in the location of phase centers of radiation sources;

Ψ_1, Ψ_2, Ψ_3 – random numbers uniformly distributed in the interval $[-1, 1]$.

The calculation of the electric field strength, taking into account errors, will be carried out for the case: the number of "working" elements $N = M_x \times N_y = 88 \times 20 = 1760$; maximum aperture size $L = 1$ m; cylinder radius 1.25 m; lattice spacing along the guide $d_x = 1,0\lambda$, along the generatrix $d_z = 0,8\lambda$; uniform amplitude distribution $A(x,y) = 1$.

Taking into account the selected wavelength range, the frequency discreteness between adjacent radiators is chosen $\Delta F_y = 2 \text{ GHz}/10 = 200 \text{ MHz}$, $\Delta F_x = 2 \text{ GHz}/44 = 45 \text{ MHz}$ and, accordingly, the maximum carrier frequency spacing over the phased array aperture is $F_{x\max} = F_{y\max} = 2 \text{ GHz}$. This makes it possible to form a sequence of a multifrequency spatio-temporal signal with a duration $\tau_s = 3 \text{ ns}$ with a repetition period $T_p = 250 \text{ ns}$.

Figure 1 shows the dependences of the mathematical expectation of the normalized value of the electric field strength cylindrical phased array antenna from errors $\Delta\rho$ and Δh , calculated in accordance with (1) using a single-stage V-shaped frequency distribution over the aperture for $R = 5 \text{ km}$.

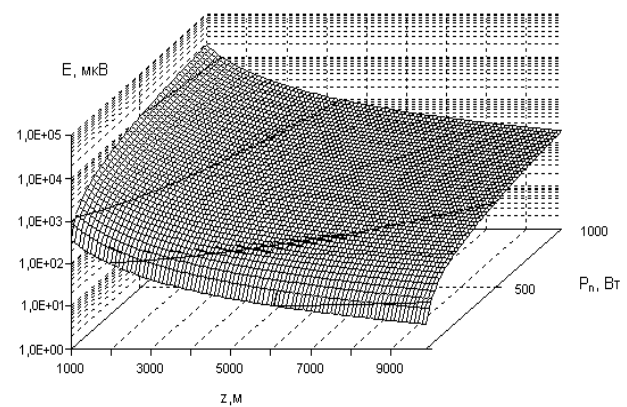


Figure 1: Electric field strength versus range and pulse power of an individual radiating element

Figure 2 shows similar dependencies \bar{E}_H cylindrical phased antenna array along the normal to the generatrix depending on the distance without taking into account the errors in the location of the radiators ($\Delta\rho=0; \Delta h=0$), and also taking into account the maximum values of errors both in the plane of the generator at $\Delta\rho=\lambda$, and in the plane of the guide at $\Delta h=\lambda/6$ for $R=5$ km.

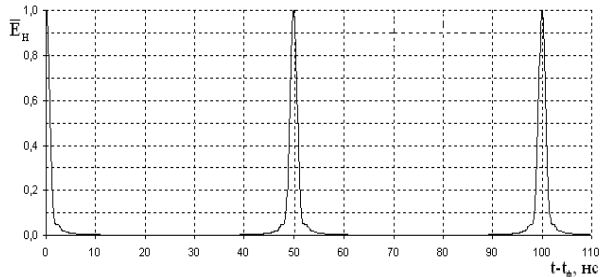


Figure 2: Impact of errors $\Delta\rho$ and Δh on the distribution of the electric field of the phased array antenna by range ($\Delta\varphi = 0; \Delta f = 0; Q = 25$)

As can be seen from Figures 1 and 2, the effect of errors in the location of the emitters in the plane of the generatrix in the far zone becomes insignificant. The influence of errors in the location of the phase centers of the emitters in the plane of the guide does not depend on the distance to the focusing point. The calculation results also showed that the influence of errors in the location of the emitters in the plane of the generatrix on the level of the electric field of the multifrequency spatio-temporal signal affects only in the Fresnel zone. Range of valid values Δh , in which decreasing the value E_H does not exceed 10%, is determined from the condition:

$$E_{\max}(x, y, z, t) = \sqrt{N^2 \frac{P_i G_i}{4\pi R^2} Z_B} \cdot \quad (3)$$

Figure 3 shows the dependencies $\bar{E}_H = \langle E(x, y, z, t) / E_{\max} \rangle$ in the direction of the normal to the aperture of the cylindrical phased antenna array without taking into account errors in the location of the radiators ($\Delta\rho=0; \Delta h=0$), and also taking into account the maximum values of errors in the plane of the generator, equal to $\Delta\rho=\lambda$, and in the plane of the guide equal to $\Delta h=\lambda/6$, when using a multistage V-shaped law of frequency distribution over the aperture with the parameter $\nu = 4$ ($Q = 12$) for $z = 5$ km.

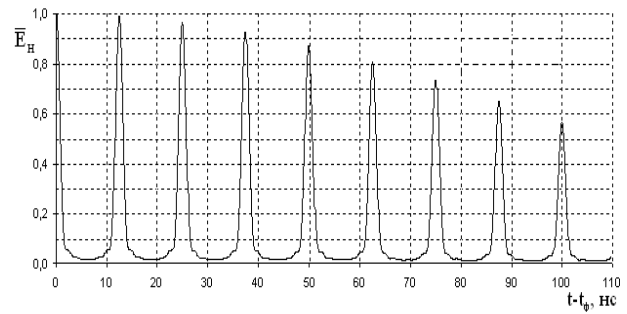


Figure 3: Dependence of the mathematical expectation of the normalized value of the electric field strength emitted by the cylinder on the radiation time at $\Delta f = 2.0$ MHz for

$$\Delta F_{\max} = 2 \text{ GHz}$$

As can be seen from Figure 3, the influence of errors in the location of the phase centers of the emitters is of the same nature as in the previous case. Range of valid values, in which decreasing the value \bar{E}_H is no more 10%.

The performed mathematical modeling shows that the errors in the location of the phase centers of individual radiation sources of a cylindrical phased antenna array, equal to $\Delta\rho \leq \lambda$ and $\Delta h \leq \lambda/6$, have practically no effect on the duration and repetition period of a multifrequency space-time signal.

3. Conclusions

The article discusses the influence of the error in the location of the emitters along the aperture of a cylindrical phased antenna array in the far near zones.

The effect of carrier frequency setting errors depends on the duration of the radiation, since phase errors caused by inaccurate setting of the carrier frequencies of the radiated radio pulses increase with time. An analysis of the errors in setting the carrier frequencies in the antenna channels showed that their effect does not depend on the selected value of the maximum carrier frequency spacing over the aperture and is determined by the value of the carrier frequency setting error in the radiating elements (or the absolute frequency instability).

References

- [1] M. Iasechko. Plasma technologies for the protection of radio electronic means from exposure to high-power electromagnetic radiations with ultrashort pulse duration, Proceedings of the 1-st Annual Conference, Tallinn, Estonia, 2017, pp.18–21. [doi: 10.21303/2585-6847.2017.00480](https://doi.org/10.21303/2585-6847.2017.00480).
- [2] M.M. Iasechko, and O.M. Sotnikov. Advanced technologies of radio electronic equipment

- (means) protection from powerful electromagnetic radiations with ultra short duration of pulses exposure, Published by Izdevnieciba Baltija Publishing, Collective monograph, Riga, 2018, pp.356-385.
- [3] O. Sotnikov, M. Iasechko, V. Larin, O. Ochkurenko, and D.Maksiuta. The model of a medium for creation of electric hermetic screens of the radio electronic means, *IJATCSE*. 8(2), 2019, pp. 300-304. doi:10.30534/IJATCSE/2019/32822019.
- [4] M. Iasechko, O. Tymochko, Y. Shapran, I. Trofymenko, D. Maksiuta, and Y. Sytnyk. Loss definition of charged particles in the discharge gap of the opening of the box-screens during the formation of a highly conductive channel, *IJATCSE*. 8(1.3), 2019, pp. 1-9. doi: 10.30534/ijatcse/2019/0181.32019.
- [5] M. Iasechko, V. Larin, O. Ochkurenko, S. Salkutsan, L. Mikhailova, and O. Kozak. Formalized Model Descriptions Of Modified Solid-State Plasma-Like Materials To Protect Radio-Electronic Means From The Effects Of Electromagnetic Radiation, *IJATCSE*. 8(3), 2019, pp. 393-398. doi: 10.30534/ijatcse/2019/09832019.
- [6] M. Iasechko, V. Larin, O. Ochkurenko, A. Trystan, T.Voichenko, A. Trofymenko, and O. Sharabaiko. Determining the function of splitting the charged particles of the strongly ionized air environment in the openings of the case-screens of radioelectronic means, *IJATCSE*. 8(1.3), 2019, pp. 19-23. doi: 10.30534/ijatcse/2019/0481.32019.
- [7] M.M. Iasechko, and O.M. Sotnikov. Protecting of radio electronic facilities is from influence of powerful electromagnetic radiation, Published by Izdevnieciba Baltija Publishing, Collective monograph, Riga, 2019, pp.283-299.
- [8] A. Syrotenko, O. Sotnikov M. Iasechko, V. Larin, S.Iasechko O. Ochkurenko, and A. Volkov. Model of Combined Solid Plasma Material for the Protection of Radio-Electronic Means of Optical and Radio Radiation, *IJATCSE*, 8(4), 2019, pp. 1241 — 1247. doi:10.30534/ijatcse/2019/33842019.
- [9] O. Turinskyi, M. Burdin, M. Iasechko, V. Larin, Y. Gnusov, D. Ikaev, V. Borysenko, and V. Manoylo. Protection of board radioelectronic equipment from the destructive powerful electromagnetic radiation with the use of natural technologies, *IJETER*, 7(11), 2019, pp. 542 — 548. doi: 10.30534/ijeter/2019/2371120_19.
- [10] M. Iasechko, V. Larin, D. Maksiuta, O. Ochkurenko, I. Krasnoshapka, Y.Samsonov, H. Lyashenko, A.Zinchenko, and R.Vozniak. Model description of the modified solid state plasma material for electromagnetic radiation protection, *IJETER*, 7(10), 2019, pp. 376 — 382. doi: 10.30534/ijeter/2019/027102019.
- [11] O. Turinskyi, M. Iasechko, V. Larin, D. Dulenko, V. Kravchenko, O. Golubenko, D.Sorokin, and O. Zolotukhin. Model and development of plasma technology for the protection ofradio-electronic means of laser emission, *IJATCSE*. 8(5), 2019, pp. 2429-2433. doi:10.30534/IJATCSE/2019/85852019.
- [12] M.Iasechko, Y. Gnusov, I. Manzhai, O. Uhrovetskyi, V.Manoylo, A. Iesipov,O. Zaitsev, M. Volk, and O. Vovk. Determination of requirements for the protection of radio-electronic equipment from the terroristic influence by electromagnetic radiation, *IJETER*, 7(12), 2019, pp. 772 - 777. doi: 10.30534/ijeter/2019/077122019.
- [13] M. Iasechko, M. Kolmykov, V. Larin, S.Bazilo, H. Lyashenko, P. Kravchenko, N. Polianova and I. Sharapa. Criteria for performing breakthroughs in the holes of radio electronic means under the influence of electromagnetic radiation, *ARPN Journal of Engineering and Applied Sciences*, 15(12), 2020, pp. 1380 - 1384.
- [14] M. Iasechko, N. Sachaniuk-Kavets'ka, V.Kostrysia, V.Nikitchenko and S. Iasechko. The results of simulation of the process of occurrence of damages to the semiconductor elements under the influence of multi-frequency signals of short duration, *Journal of Critical Reviews*, 7(12), 2020, pp.109 - 112. doi:10.31838/jcr.07.13.18.
- [15] M. Iasechko, V. Larin, D. Maksiuta, S.Bazilo and I. Sharapa. The method of determining the probability of affection of the semiconductor elements under the influence of the multifrequency space-time signals, *Journal of Critical Reviews*, 7(9), 2020, pp. 569 - 571. doi: 10.31838/jcr.07.09.113.
- [16] O. Turinskyi, M. Iasechko, V. Larin, T. Prokopenko, O. Kolmohorov, O. Salash, V. Tarshyn and Yu. Dziubenko. Determination of requirements for the protection of radio-electronic equipment from the terroristic influence by electromagnetic radiation, *IJETER*, 8(4), 2020, pp. 1333 - 1334. doi: 10.30534/ijeter/2020/64842020.